



Instructions for use of in-furrow application of Envita in USA

Envita® is a nitrogen-fixing solution that allows you to take control of nitrogen utilization on your farm. Applied in-furrow or as a foliar spray, Envita enables cells throughout the plant, including foliage and roots, to fix their own nitrogen and fill the nitrogen gap between crop required and crop available nitrogen. In order to get the best results with Envita, follow these instructions.

Envita concentrate comes packaged in a multi-pack box of 4 x 1-gallon jugs. Each gallon of Envita will treat 40 ac when diluted and applied in-furrow. Follow the instructions below to dilute, mix, and apply Envita.

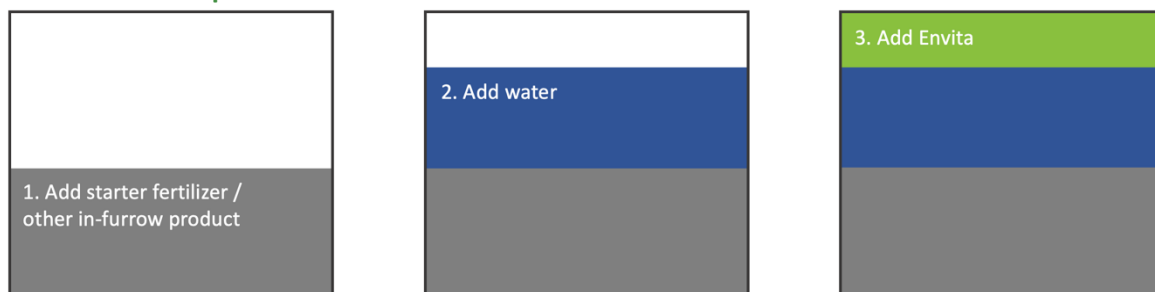
Envita fits most fertility programs and is easy to use. If you are considering an application method that is not covered below, please contact us at info@envitasupport.com or 1-877-ENVITA1 (1-877-368-4821) for support.

In-Furrow Mixing Instructions:

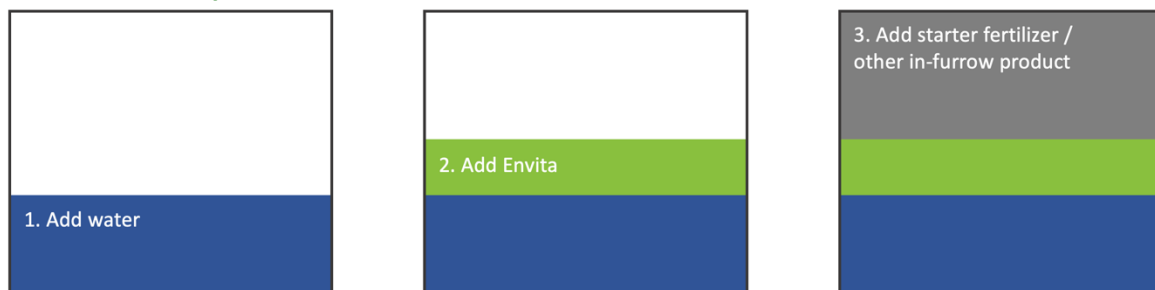
- Shake each 1-gallon Envita jug thoroughly for a minimum of 30 seconds before mixing.
- Dilute Envita concentrate into a minimum of 99 parts water and 1 part Envita. Rinse the Envita bottle with water and add that rinse into the mix tank. If wanting to use less water, we can discuss how to optimize that. Please contact us at info@envitasupport.com or 1-877-ENVITA1 (1-877-368-4821)
- Add 2.5 gallons of diluted Envita mix from step 2 into your tank for every acre to be treated. Apply Envita mixture in-furrow **directly onto the seed** at planting.
- If applying additional products with Envita: Up to 3 gallons/acre of other compatible products may be mixed with Envita in the tank to be applied in-furrow. **However, NEVER combine undiluted Envita with undiluted fertilizer products at any stage.**

Recommended mix order when mixing Envita with other products:

Recommended Option A:

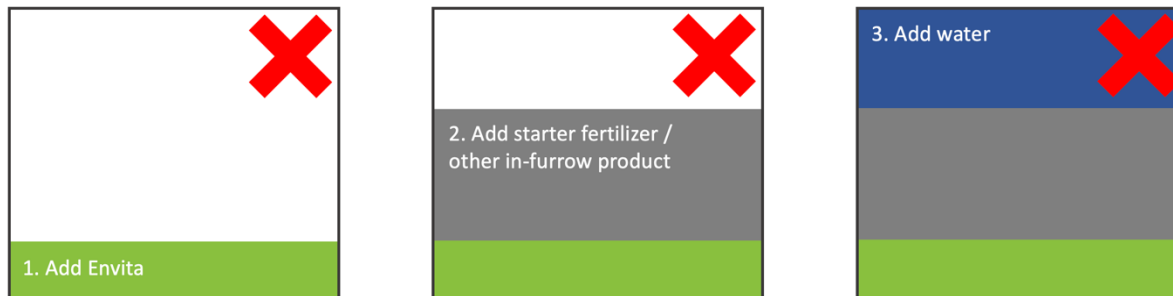


Recommended Option B:





NEVER MIX UNDILUTED ENVITA WITH UNDILUTED FERTILIZER. The following mixing order is NOT recommended.



Envita Concentrate	Minimum Envita Diluted Mix	Additional Products	Total Application Rate
3.2 oz/ac	2.5 gal/ac	Up to 3 gal/ac	Up to 5.5 gal/ac

Crop Specific Recommendations:

Crop	Application Timing	Notes
Corn	Apply at seeding with in-furrow application	Envita must be applied directly to the seed at planting. Do not apply as a 2x2 placement.
Soybeans	Apply at seeding with in-furrow application	Envita must be applied directly to the seed at planting. Do not apply as a 2x2 placement.
Cotton	Apply at seeding with in-furrow application	Envita must be applied directly to the seed at planting. Do not apply as a 2x2 placement.
Sugar Beets	Apply at seeding with in-furrow application	Envita must be applied directly to the seed at planting. Do not apply as a 2x2 placement.
Potatoes	Apply at seeding with in-furrow application	Envita must be applied directly to the seed at planting. Do not apply as a 2x2 placement.

In order to get the best results with Envita, follow these practices:

- **Do Not freeze Envita.** Store and keep Envita out of extreme hot or cold temperatures, ideally out of the sun, in cooler conditions. Large temperature fluctuations should be avoided.
- Do not open the bottle of Envita before you intend to apply it.
- Envita **MUST** be applied in-furrow **directly onto the seed**. Applying as a 2x2 placement may not yield desired results.
- Follow Envita dilution instructions and be sure to mix product in the order described previously – failure to dilute Envita or mixing in the incorrect order may impact product performance.
- Envita is compatible with many tank mix products. Contact your Envita representative or Azotic North America if you have any questions regarding compatibility of specific tank mix products.
- Envita is compatible with most pop/up starter fertilizers. Before mixing, conduct a jar test to assess physical compatibility.





- **Do not mix Envita directly with UAN in tank mixes.**
- If mixing with fertilizer, it is recommended that low salt-index fertilizers (SI <20) be used and the final concentrations minimized for best Envita performance. **Apply on farm within 6 hrs of mixing Envita with starter fertilizer.**

In-furrow and foliar are the recommended application methods. Seed treatment is possible as an over-treatment on corn or a custom treatment on soybeans but requires higher liquid volumes than may be commonly used. Please [contact us](#) if you are considering applying Envita as a seed treatment.

For application variations or other crops or if you have further questions, please contact us at info@envitasupport.com or call 1-877-ENVITA1 (1-877-368-4821).

