



Instructions for use of in-furrow application of Envita™ on Corn

Envita has the potential to replace nitrogen fertilizer inputs while maintaining high yields and can even provide a yield bump at a full rate of nitrogen fertilizer. In order to get the best results with Envita, follow these instructions for in-furrow application on corn.


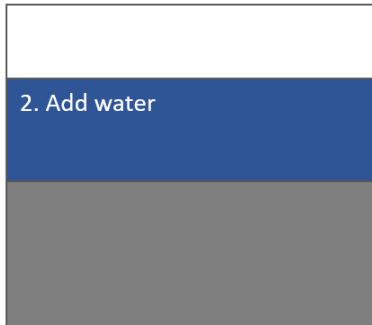
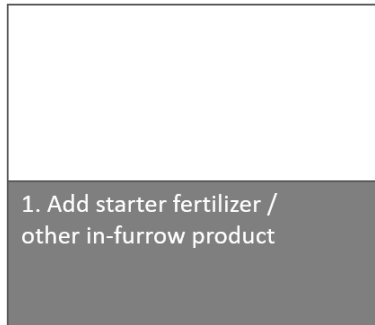
Envita will come packaged in a multipack box. Each 1 gallon jug is concentrated product and has enough product to cover 40 acres of corn when diluted and applied in-furrow. Follow the instructions below to dilute, mix, and apply Envita.

In-Furrow Mixing Instructions:

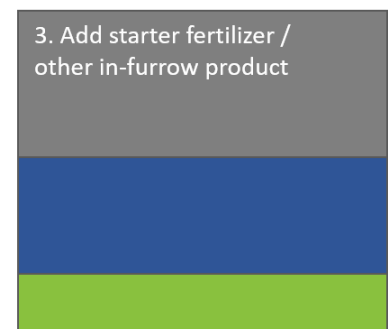
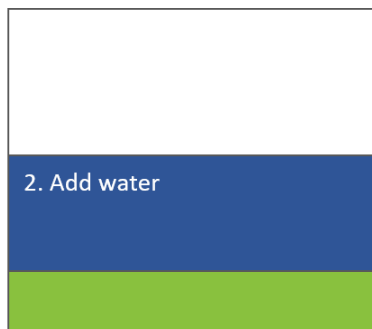

1. Shake each 1 gallon Envita bottle thoroughly (minimum 30 seconds) before mixing.
2. Dilute Envita concentrate 100x: For each 1 gallon Envita bottle, mix with 99 gallons of water for a final volume of 100 gallons. Rinse the Envita bottle with water and add that rinse into the mix tank.
3. Add 2.5 gallons of diluted Envita mix from step 2 into your tank for every acre to be treated. Apply Envita mixture at a rate of 2.5 gallons/acre in-furrow **directly onto the seed** at planting.
4. If applying additional products with Envita: Up to 3 gallons/acre of other compatible products may be mixed with Envita in the tank to be applied in-furrow. However, **NEVER combine undiluted Envita with undiluted fertilizer products at any stage.**

Recommended mix order when mixing Envita with other products:

Recommended Option A:

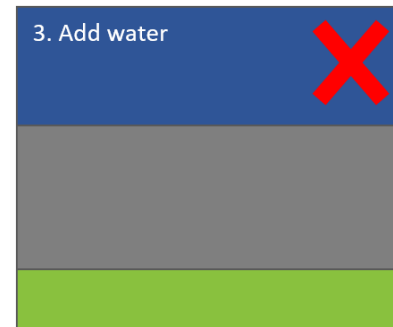
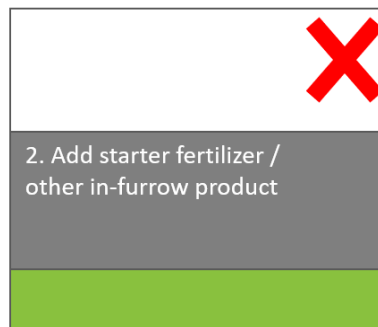



Recommended Option B:





NEVER MIX UNDILUTED ENVITA WITH UNDILUTED FERTILIZER. The following mixing order is NOT recommended.



Application Rate in Tank-Mix

Envita Concentrate	Envita Diluted Mix	Additional Products	Total Application Rate
3.2 oz/ac	2.5 gal/ac	Up to 3 gal/ac	Up to 5.5 gal/ac

Keys to Success:

- **Do not freeze Envita.** Store Envita in cool conditions and out of direct sunlight. If possible, refrigerate (39°F-46°F) until use if the product is not being applied within 3 days of receipt. Large temperature fluctuations should be avoided.
- Do not open the bottle of Envita before you intend to apply it. Apply all of the product on the day that the bottle is opened.
- Envita **MUST** be applied in-furrow **directly onto the seed**. Applying below or beside the seed may not yield desired results.
- Follow Envita dilution instructions and be sure to mix product in the order described previously – failure to dilute Envita or mixing in the incorrect order will impact product performance.
- Envita is compatible with many tank mix products. Contact your Envita representative or Azotic North America if you have any questions regarding compatibility of specific tank mix products.
- Do not mix Envita directly with Urea in tank mix.
- In absence of fertilizer tank-mix, the diluted product is stable in water for up to 12 hrs.
- If mixing with fertilizer, it is recommended that low salt-index fertilizers (SI <20) be used and the final concentrations minimized for best Envita performance. Apply on farm within 6 hrs of mixing Envita with starter fertilizer.

If you have any questions, please contact Azotic at 1-877-368-4821 or Info@EnvitaSupport.com

